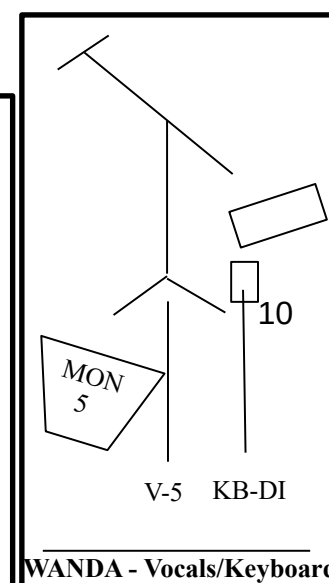
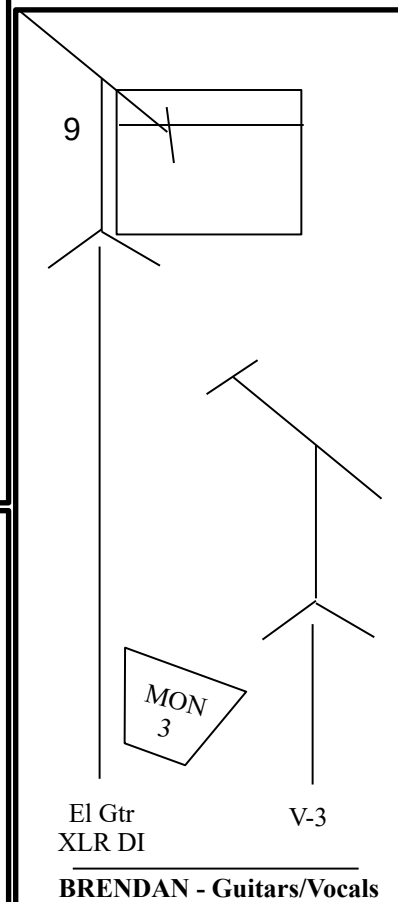
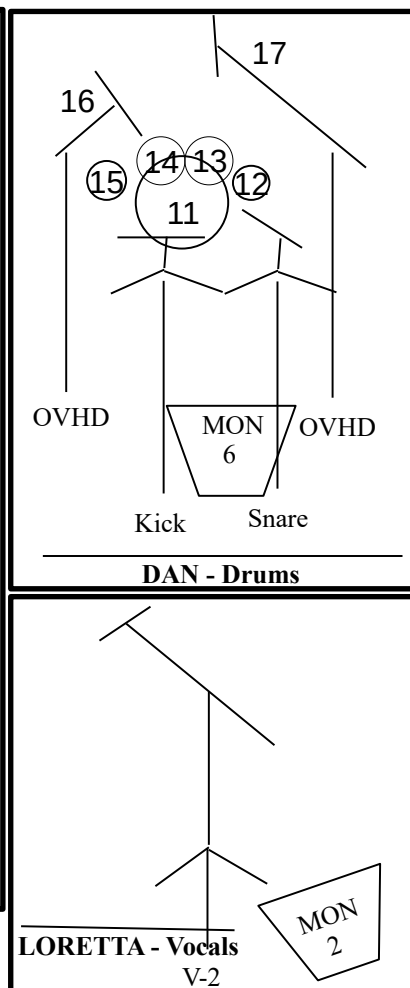
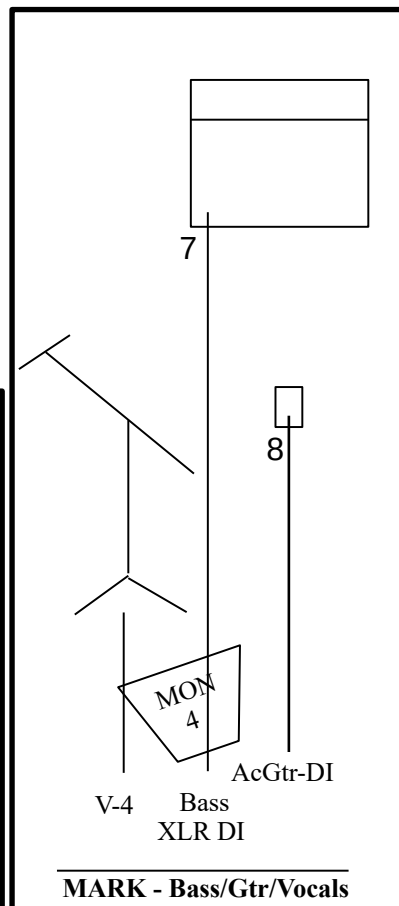
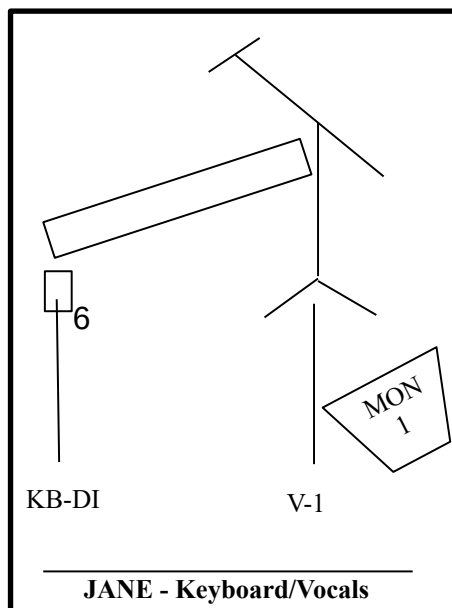


Crystal Vision Stage Plot (Typical)



Suggested Channel Assignment:

V1. Jane Vocal	6. Jane KB DI box	11. Dan Kick	16. Dan OvrhdL
V2. Loretta Vocal	7. Mark bass DI (XLR from amp)	12. Dan Snare	17. Dan OvrhdR
V3. Brendan Vocal	8. Mark Gtr DI box	13. Dan Tom1	
V4. Mark Vocal	9. Brendan Gtr DI (XLR from processor)	14. Dan Tom2	
V5. Wanda Vocal	10. Wanda KB DI box	15. Dan Tom3	

Notes:

1. Crystal Vision can supply a seven-piece drum mic kit if needed.
2. #9 electric guitar is normally an XLR line from a guitar processor. In some situations a guitar amp mic may be desired instead, depending upon the venue and circumstances.
3. Crystal Vision possesses and utilizes small self-powered personal mic-stand-mounted monitors. Six line-level monitor mix feeds are needed from the sound board. The monitors and the mic stands for mounting are supplied by Crystal Vision. Monitor wedges are shown on the diagram for illustrative purposes. On occasion house wedges may be desired, depending upon the venue and circumstances. This will be arranged with venue personnel prior to the concert date.
4. Crystal Vision always brings extra DIs, cables, mics, etc. Specific items needed to supplement the venue's equipment inventory can be arranged prior to the concert date.
5. Phantom power is required if any condenser mics are used, (as drum overheads, for instance). Phantom power is not required for any other input, unless house-supplied active DI boxes are used.